

# Shareholders' Information

## STATISTICS OF SHAREHOLDERS AS OF APRIL 1, 2003

Authorised Share Capital:	2,000,000,000 ordinary shares
Issued and fully Paid-up Capital:	1,820,861,507 ordinary shares
Number of Shareholders:	32,576
Class of Shares:	Ordinary Shares of S\$0.25 each with equal voting rights

## Shareholdings held by the public

Based on information available to the Company as of April 1, 2003, 48.51 per cent of the issued ordinary shares of the Company is held by the public and therefore, Rule 723 of the Listing Manual issued by SGX-ST is complied with.

Substantial Shareholders	Direct Interest	Indirect Interest	Total Interest	%
1 Temasek Holdings (Private) Limited	215,554,693	721,973,167*	937,527,860	51.49
2 Singapore Technologies Pte Ltd	711,254,167	–	711,254,167	39.06
3 Singapore Technologies Holdings Pte Ltd	–	711,254,167*	711,254,167	39.06

\* Temasek is deemed to be interested in the 711,254,167 shares held by Singapore Technologies Pte Ltd, as well as the balance of 10,719,000 shares held by its other subsidiaries. Singapore Technologies Holdings Pte Ltd is also deemed to be interested in the 711,254,167 shares held by Singapore Technologies Pte Ltd.

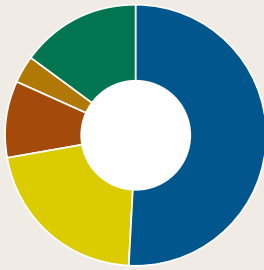
## TOP TWENTY SHAREHOLDERS

No.	Name	No. of Shares Held	%
1	Singapore Technologies Pte Ltd	711,254,167	39.06
2	Temasek Holdings (Private) Limited	215,554,693	11.84
3	Raffles Nominees Pte Ltd	145,768,013	8.00
4	DBS Nominees Pte Ltd	125,925,101	6.91
5	United Overseas Bank Nominees Pte Ltd	92,662,036	5.09
6	Citibank Nominees Singapore Pte Ltd	91,352,963	5.02
7	HSBC (Singapore) Nominees Pte Ltd	57,835,269	3.18
8	DB Nominees (S) Pte Ltd	39,985,291	2.19
9	Oversea-Chinese Bank Nominees Pte Ltd	29,127,689	1.60
10	Startree Investments Pte Ltd	10,000,000	0.55
11	OCBC Securities Private Ltd	7,332,591	0.40
12	Morgan Stanley Asia (Singapore)	6,851,250	0.38
13	GK Goh Stockbrokers Pte Ltd	5,968,728	0.33
14	J M Sassoon & Co (Pte) Ltd	5,081,148	0.28
15	Overseas Union Bank Nominees Pte Ltd	4,355,499	0.24
16	Phillip Securities Pte Ltd	3,575,963	0.20
17	Hong Leong Finance Nominees Pte Ltd	2,719,887	0.15
18	UOB Kay Hian Pte Ltd	2,713,049	0.15
19	DBS Vickers Secs (S) Pte Ltd	2,322,291	0.13
20	Lin Shui Chin	2,023,000	0.11
		<b>1,562,408,628</b>	<b>85.81</b>

Range of Shareholdings	No. of Shareholders	%	No. of Shares	%
1 – 999	1,748	5.37	733,906	0.04
1,000 – 10,000	26,091	80.09	94,095,035	5.17
10,001 – 1,000,000	4,711	14.46	155,896,526	8.56
1,000,001 and above	26	0.08	1,570,136,040	86.23
	<b>32,576</b>	<b>100.00</b>	<b>1,820,861,507</b>	<b>100.00</b>

**SHARES OWNERSHIP BY INVESTOR CATEGORY**

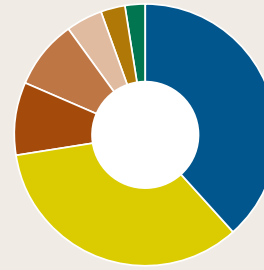
Shareholders as of October 31, 2002



Strategic	50.9%
Institutional	21.4%
Retail	9.5%
Others	3.4%
Below Threshold	14.9%

**SHARES OWNERSHIP BY GEOGRAPHICAL DISTRIBUTION**

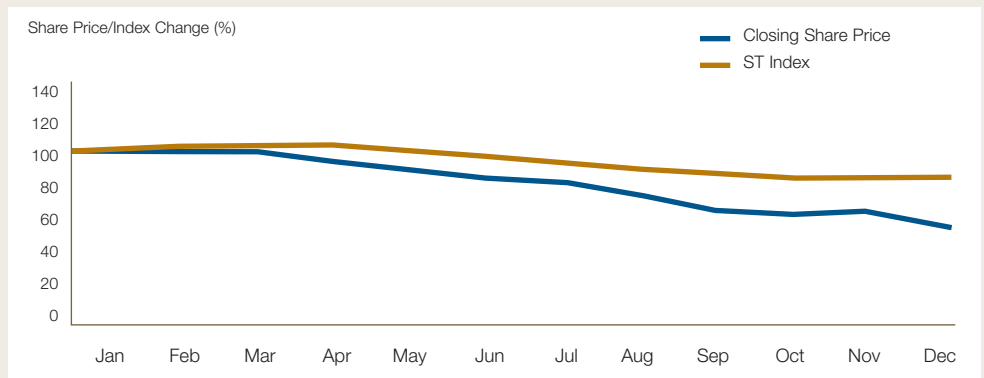
Shareholders as of October 31, 2002



Singapore	38.3%
UK	34.2%
Other Europe	9.0%
U.S.A	8.5%
Japan	4.5%
Hong Kong	2.5%
Others	3.0%

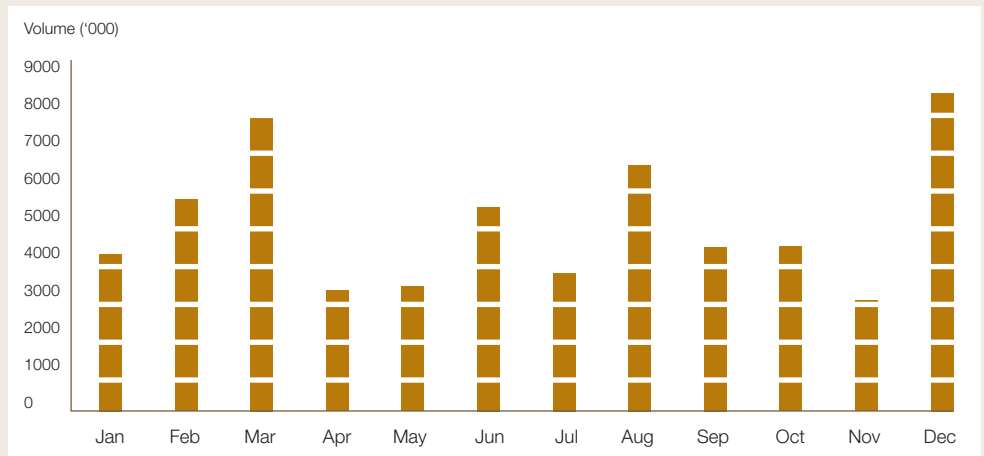
**AVERAGE MONTHLY SHARE PRICE AND STRAITS TIMES INDEX (STI) 2002**

Month	Closing Share Price (S\$)	ST Index
January	1.67	1698.15
February	1.68	1731.99
March	1.65	1792.02
April	1.56	1751.30
May	1.45	1723.80
June	1.36	1608.45
July	1.35	1571.02
August	1.21	1511.34
September	1.01	1421.88
October	0.95	1419.34
November	0.94	1409.44
December	0.79	1354.89



**AVERAGE MONTHLY TRADE VOLUME 2002**

Month	Volume ('000)
January	4160.46
February	5501.88
March	7689.82
April	3164.38
May	3290.11
June	5346.65
July	3589.77
August	6406.03
September	4326.38
October	4309.68
November	2917.83
December	8314.20



Source: Thomson Financial