

Statistics of Shareholders as of March 16, 2004

Authorised Share Capital:	2,000,000,000 ordinary shares
Issued and fully Paid-up Capital:	1,822,058,564 ordinary shares
Number of Shareholders:	33,584
Class of Shares:	Ordinary Shares of S\$0.25 each with equal voting rights

Shareholdings held by the public

Based on information available to the Company as of March 16, 2004, 43.50 per cent of the issued ordinary shares of the Company is held by the public and therefore, Rule 723 of the Listing Manual issued by SGX-ST is complied with.

Substantial Shareholders	Direct Interest	Indirect Interest	Total Interest	%
1 Temasek Holdings (Private) Limited*	215,554,693	722,194,167	937,748,860	51.46
2 Singapore Technologies Pte Ltd	711,254,167	300,000	711,554,167	39.05
3 Schroder Investment Management Group	–	91,821,000	91,821,000	5.04

* Temasek is deemed to be interested in the 711,554,167 shares held by Singapore Technologies Pte Ltd as well as the balance of 10,640,000 shares held by its other subsidiaries.

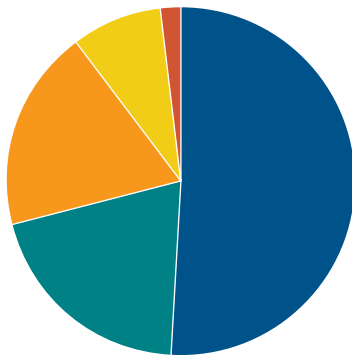
Top 20 Shareholders as of March 16, 2004

No.	Name	No. of shares held	%
1	Singapore Technologies Pte Ltd	711,254,167	39.04
2	Temasek Holdings (Pte) Ltd	215,554,693	11.83
3	Raffles Nominees Pte Ltd	153,331,611	8.42
4	DBS Nominees Pte Ltd	136,564,750	7.50
5	Citibank Nominees Singapore Pte Ltd	82,379,674	4.52
6	United Overseas Bank Nominees Pte Ltd	73,990,956	4.06
7	HSBC (Singapore) Nominees Pte Ltd	54,839,354	3.01
8	Oversea-Chinese Bank Nominees Pte Ltd	28,277,748	1.55
9	DB Nominees (S) Pte Ltd	17,704,664	0.97
10	Morgan Stanley Asia (Singapore)	11,131,367	0.61
11	Capital Intelligence Limited	11,001,000	0.61
12	Startree Investments Pte Ltd	10,000,000	0.55
13	OCBC Securities Private Ltd	4,570,007	0.25
14	UOB Kay Hian Pte Ltd	3,478,799	0.19
15	Phillip Securities Pte Ltd	3,343,336	0.18
16	G K Goh Stockbrokers Pte Ltd	3,339,718	0.18
17	DBS Vickers Secs (S) Pte Ltd	3,150,289	0.17
18	Citibank Consumer Nominees Pte Ltd	3,131,892	0.17
19	The Asia Life Assurance Society Ltd - Singapore Life Fund	2,614,000	0.14
20	Societe Generale Singapore Branch	2,298,000	0.13
		1,531,956,025	84.07

Range of shareholdings	No. of shareholders	%	No. of shares	%
1 – 999	1,719	5.12	703,446	0.04
1,000 – 10,000	26,563	79.09	99,668,305	5.47
10,001 – 1,000,000	5,275	15.71	179,727,104	9.86
1,000,001 and above	27	0.08	1,541,959,709	84.63
	33,584	100.00	1,822,058,564	100.00

Shares Ownership by Investor Category

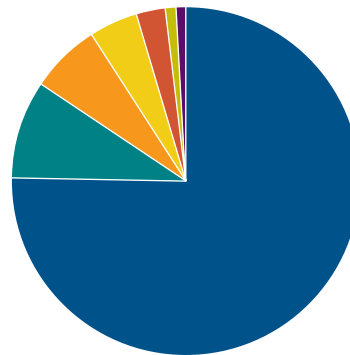
Shareholders as of December 2003



Strategic	50.9%
Retail	20.1%
Institutional	18.7%
Below Threshold	8.4%
Others	1.9%

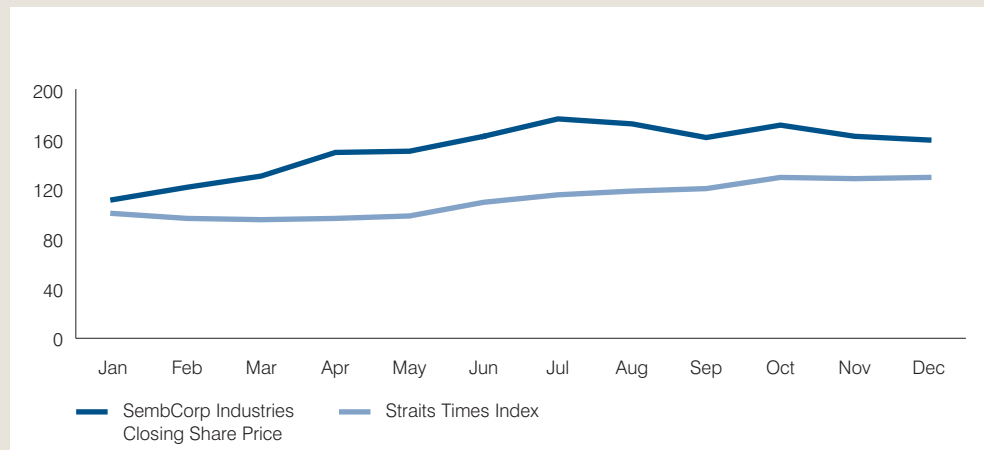
Shares Ownership by Geographical Distribution

Shareholders as of December 2003



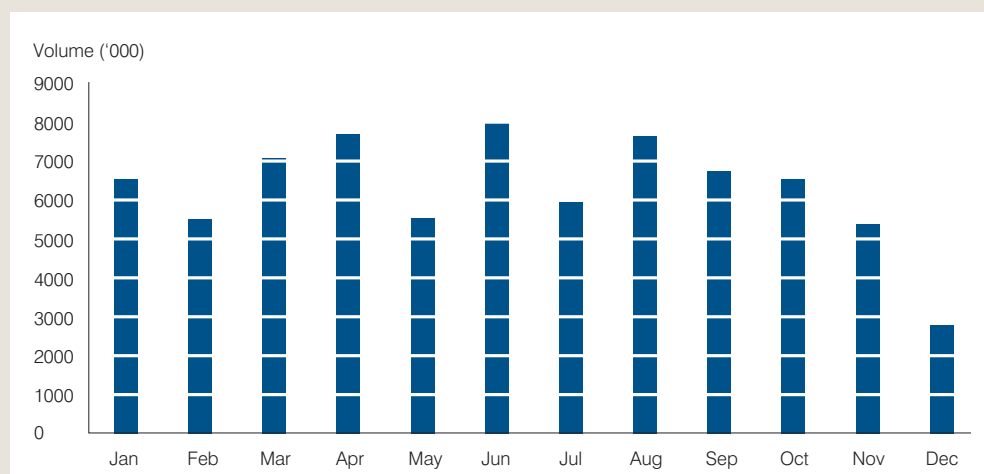
Singapore	75.3%
Others	9.1%
United Kingdom	6.5%
United States	4.5%
Other Europe	2.7%
Japan	1.0%
Hong Kong	0.9%

Average Monthly SembCorp Industries Share Price and Straits Times Index (STI) in 2003



Month	Closing Share Price (S\$)	ST Index
January	0.87	1347.12
February	0.95	1291.85
March	1.02	1271.12
April	1.17	1284.92
May	1.18	1315.14
June	1.27	1457.49
July	1.38	1545.72
August	1.35	1582.20
September	1.27	1602.99
October	1.34	1729.58
November	1.27	1717.11
December	1.25	1729.39

Average Monthly Trade Volume of SembCorp Industries Shares in 2003



Month	Volume ('000)
January	6,525.32
February	5,511.56
March	7,064.30
April	7,697.09
May	5,523.10
June	7,965.10
July	5,952.83
August	7,644.43
September	6,747.64
October	6,542.95
November	5,371.05
December	2,789.00

Financial Calendar

2003

Financial year-end	December 31, 2003
Announcement of 1Q2003 results	May 12, 2003
Announcement of 2Q2003 results	August 11, 2003
Announcement of 3Q2003 results	November 11, 2003
Announcement of FY2003 results	February 11, 2004
Despatch of Annual Report to shareholders	April 15, 2004
Annual General Meeting	April 30, 2004
2003 Proposed final dividend	
Book closure date	5 pm, May 6, 2004
Payment date	May 21, 2004

2004

Financial year-end	December 31, 2004
Announcement of 1Q2004 results	May 2004
Announcement of 2Q2004 results	August 2004
Announcement of 3Q2004 results	November 2004
Announcement of FY2004 results	February 2005