

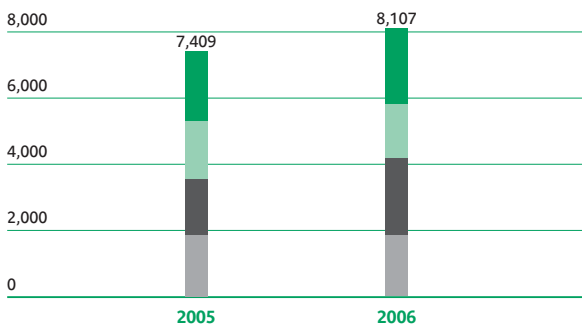
QUARTERLY PERFORMANCE

GROUP QUARTERLY RESULTS

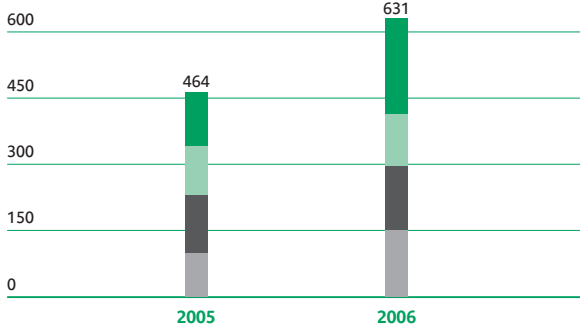
	Quarter 1	Quarter 2	Quarter 3	Quarter 4	Full Year
	S\$ million	S\$ million	S\$ million	S\$ million	S\$ million
Turnover					
2006	1,856	2,322	1,647	2,282	8,107
2005	1,855	1,686	1,776	2,092	7,409
Profit before income tax expense (PBT) and exceptional items					
2006	150	146	118	217	631
2005	98	131	113	122	464
Profit before income tax expense (PBT)					
2006	548	146	117	338	1,149
2005	115	139	112	142	508
Profit attributable to Shareholders of the Company (PATMI) and before exceptional items					
2006	83	91	78	128	380
2005	59	73	66	80	278
Profit attributable to Shareholders of the Company (PATMI)					
2006	481	86	77	386	1,030
2005	72	74	66	91	303

TURNOVER (\$ million)

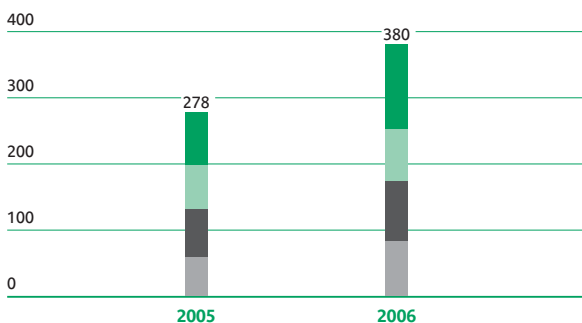
	2005	2006
Quarter 4	2,092	2,282
Quarter 3	1,776	1,647
Quarter 2	1,686	2,322
Quarter 1	1,855	1,856
	7,409	8,107


PBT BEFORE EI (\$ million)

	2005	2006
Quarter 4	122	217
Quarter 3	113	118
Quarter 2	131	146
Quarter 1	98	150
	464	631


PATMI BEFORE EI (\$ million)

	2005	2006
Quarter 4	80	128
Quarter 3	66	78
Quarter 2	73	91
Quarter 1	59	83
	278	380


PATMI AFTER EI (\$ million)

	2005	2006
Quarter 4	91	386
Quarter 3	66	77
Quarter 2	74	86
Quarter 1	72	481
	303	1,030

