

Group FY2023 Highlights#

Turnover

▼ 10%

S\$7,042m

EBITDA¹

▲ 37%

S\$1,789m

Adjusted EBITDA²

▲ 32%

S\$2,053m

Net Profit before EI

▲ 38%

S\$1,018m

Return on Equity before EI

▲ 31%

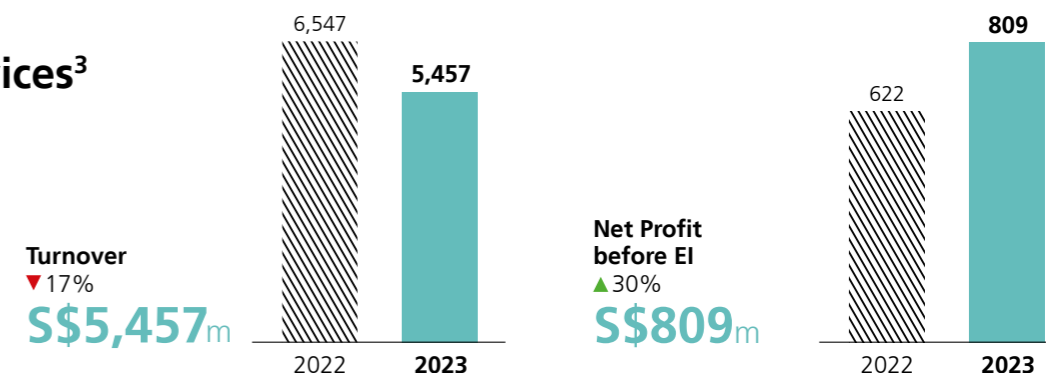
23.8%

Dividend Per Share

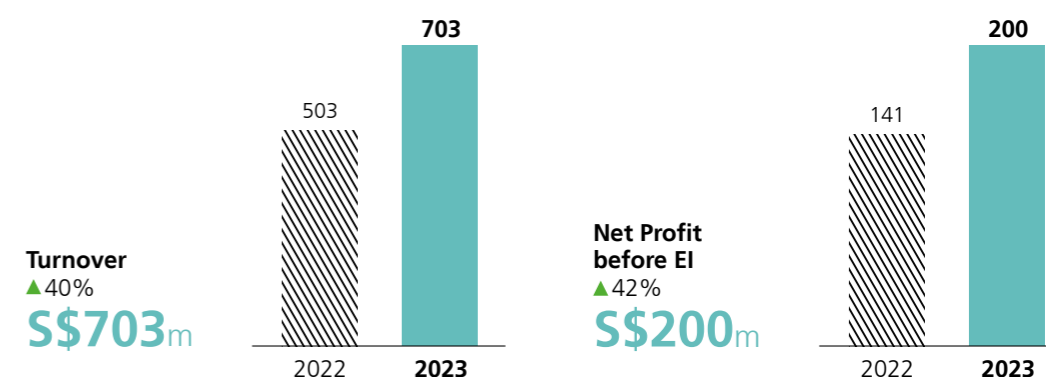
▲ 8%

13.0 SG cents

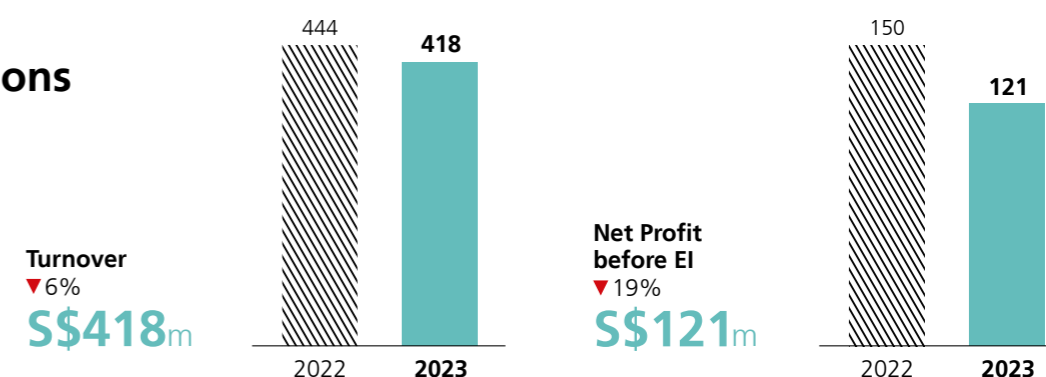
Gas and Related Services³



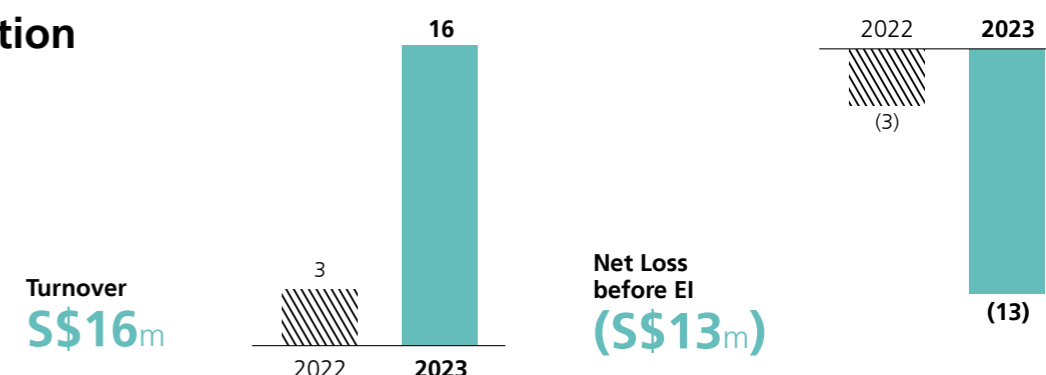
Renewables



Integrated Urban Solutions



Decarbonisation Solutions



EBITDA: earnings before interest, tax, depreciation and amortisation EI: exceptional items m: million

The financial figures pertain to the Group's continuing operations. In 2022, following shareholders' approval of the sale of Sembcorp Energy India Limited (SEIL), SEIL was classified as a disposal group held for sale and as a discontinued operation. The sale was completed on January 19, 2023

¹ EBITDA excludes major non-cash items such as the effects of fair value adjustments, re-measurements, impairments and write-offs

² Adjusted EBITDA = reported EBITDA + share of results of associates and joint ventures, net of tax

³ Previously Conventional Energy segment